

# Prasanta Chandra Mahalanobis Mahavidyalaya



(Accredited by NAAC)

111/3, B.T. Road (Bon-Hooghly), Kolkata – 70018

Phone: 8697169513

E-mail :pcmm.principal@gmail.com

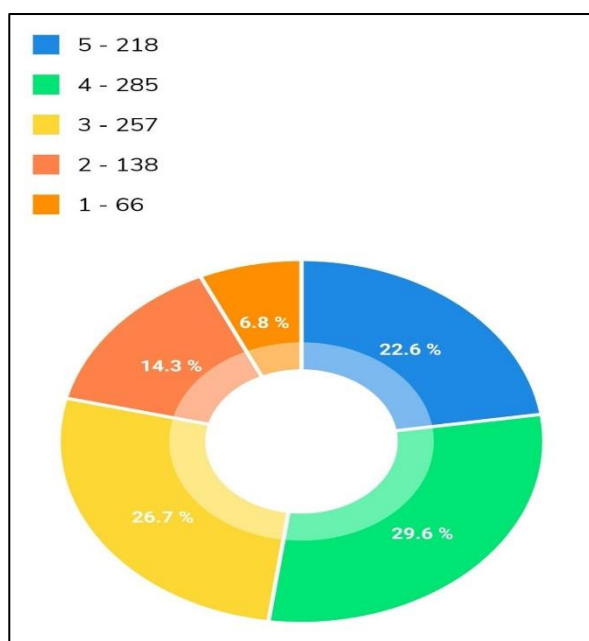
Website:

## 2.7.1 Student Satisfaction Survey (SSS) on overall institutional performance (Institution may design its own questionnaire) (results and details need to be provided as a weblink)

### SSS FORM FOR STUDENTS OF P.C.M.M

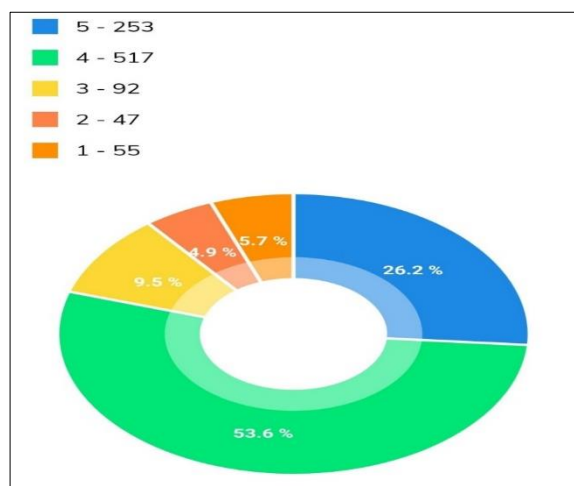
SESSION: 2022-23

Q1: How much of the syllabus was covered in the class? (1-Below 30%, 2-30-54%, 3-55-69%, 4-70-84%,5-85-100%)



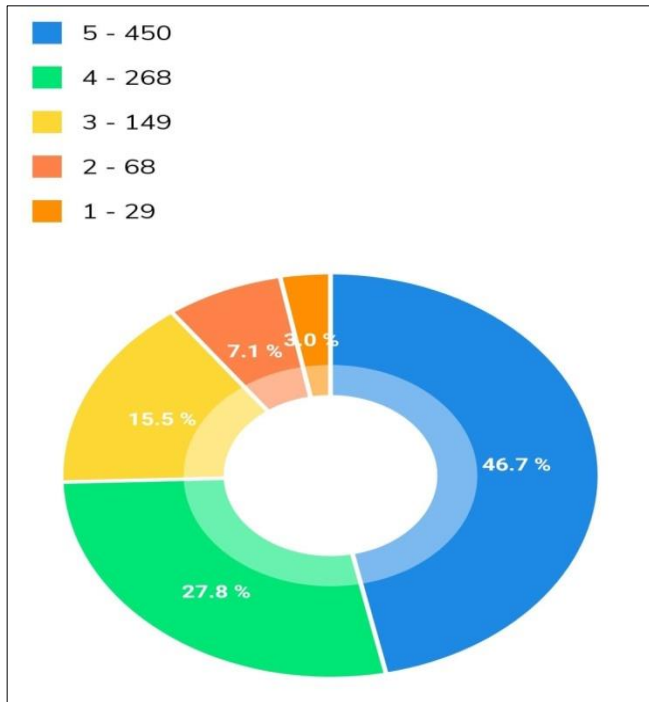
Out of 964 students, 285 students reported that 70-84% of the total syllabus was completed, 257 students reported 85-100% of the total syllabus was completed, 218 students reported 85-100% of the total syllabus was completed, 138 students responded that 30-54% of the total syllabus was completed and only 66 candidates responded less than 30% of the total syllabus was completed.

Q2: How well did the teachers prepare for the classes? (1-Wont teach at all, 2-Indifferently, 3-Poorly, 4-Satisfactory,5-Thoroughly)



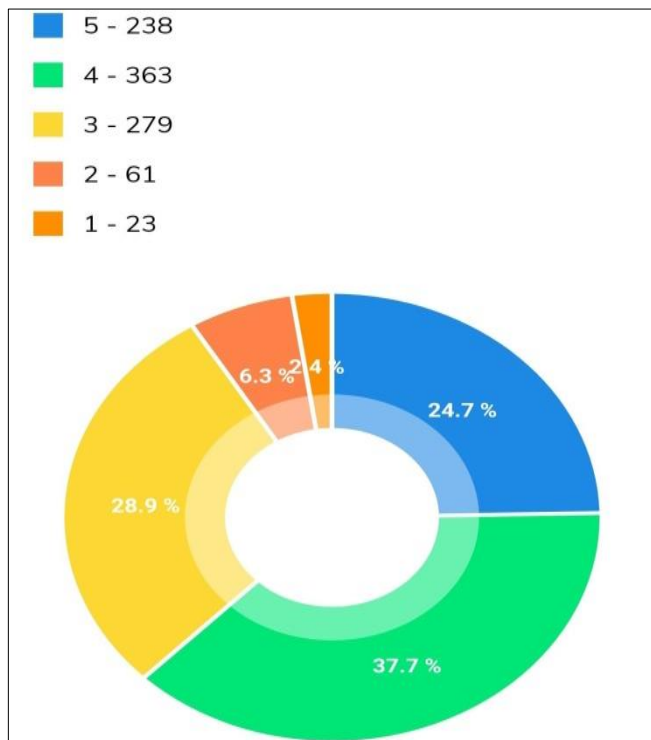
53.6% candidates reported that teacher's preparation for the classes were Satisfactory, 26.2% students reported that the teachers thoroughly prepare for the classes, 9.5% candidates that the teachers are poorly prepared for the classes. 5.7% students said that teachers won't teach at all and according to the response of another 4.9% students teachers prepare indifferently for the classes.

Q3: How well were the teachers able to communicate? (1-Very Poor communication, 2-Generally Ineffective,3-Just Satisfactory,4-Sometimes Effective,5- Always Effective)



As per the views of 46.7% students teachers communication were Always Effective, 27.8% students said that teachers are Sometimes Effective in communication, opinion collected from 15.5% students shows that teachers communication is Just satisfactory, 7.1% students reported that teachers are Generally Ineffective in communication and the remaining 3% students responded that teachers are Very Poor in communication.

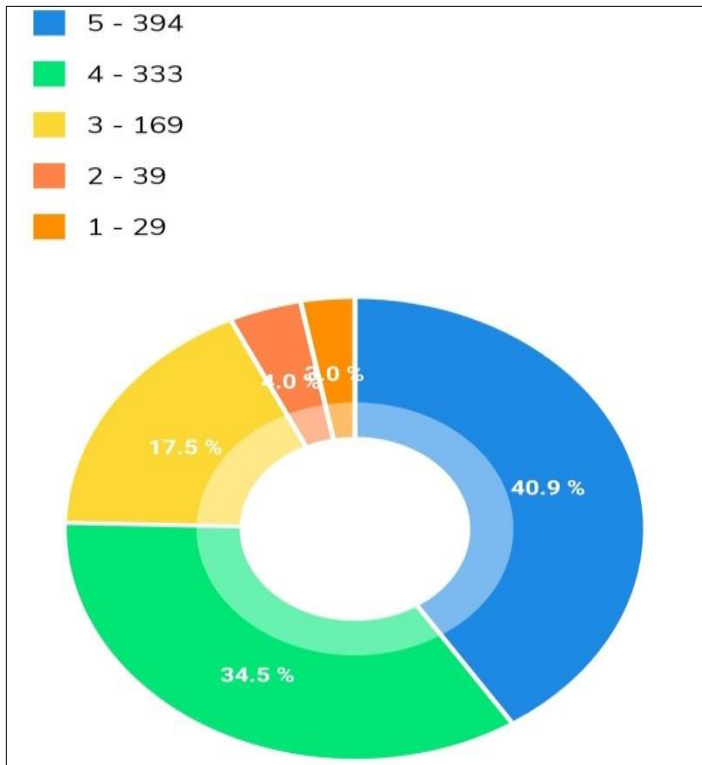
Q4: The teacher's approach to teaching can be best described as: (1- Very Poor, 2-Fair, 3-Good, 4-Very Good, 5- Excellent)



The teacher's approach to teaching is described as Very good by 37.7% students, Good by 28.9% students, Excellent by 24.7% students, Fair by 6.3% candidates and Very poor by 2.4% students.

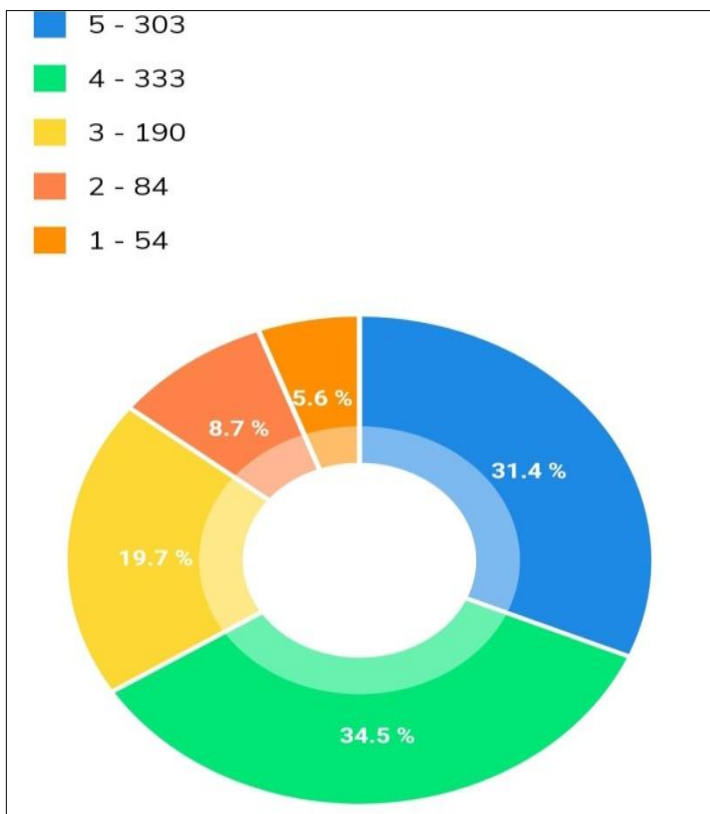
*Aghsh*  
Principal  
Prasanta Chandra Mahalanobis Mahavidyaaya  
111/3, B. T. Road, Kolkata-108

Q5: Fairness of the internal evaluation process by the teachers: (1-Unfair, 2-Usually Unfair, 3-Sometimes unfair, 4-Usually Fair, 5-Always Fair)



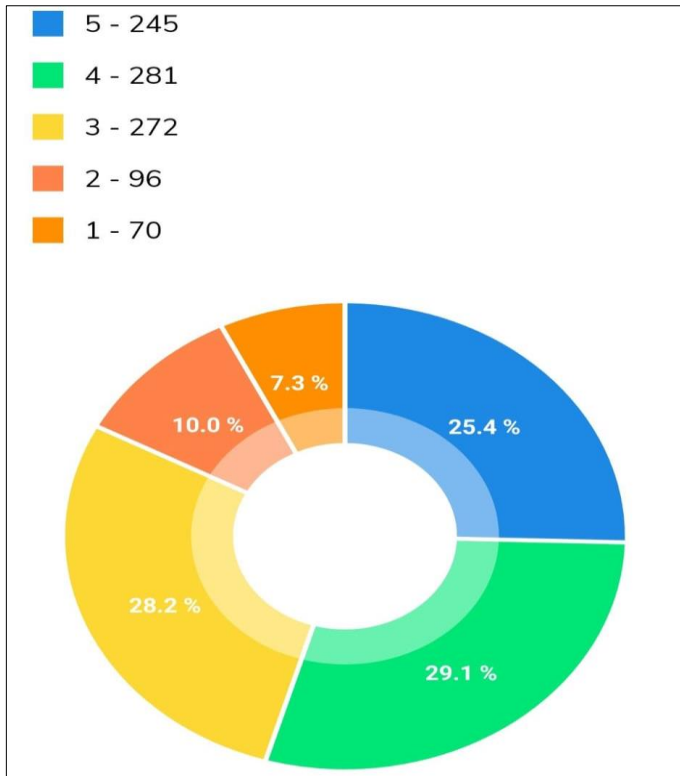
The internal evaluation process by the teachers as reported by 40.9 % students is 'Always fair'. 34.5% students reported 'Usually fair', 17.5% students said 'Sometimes unfair', 4% among the total students feel it is 'Usually Unfair' and only 2% think that it is 'Unfair'.

Q 6: Was your performance in assignments discussed with you. (1-Never, 2-Rarely,3-Occasionally Sometime,4-Usually,5-Everytime)



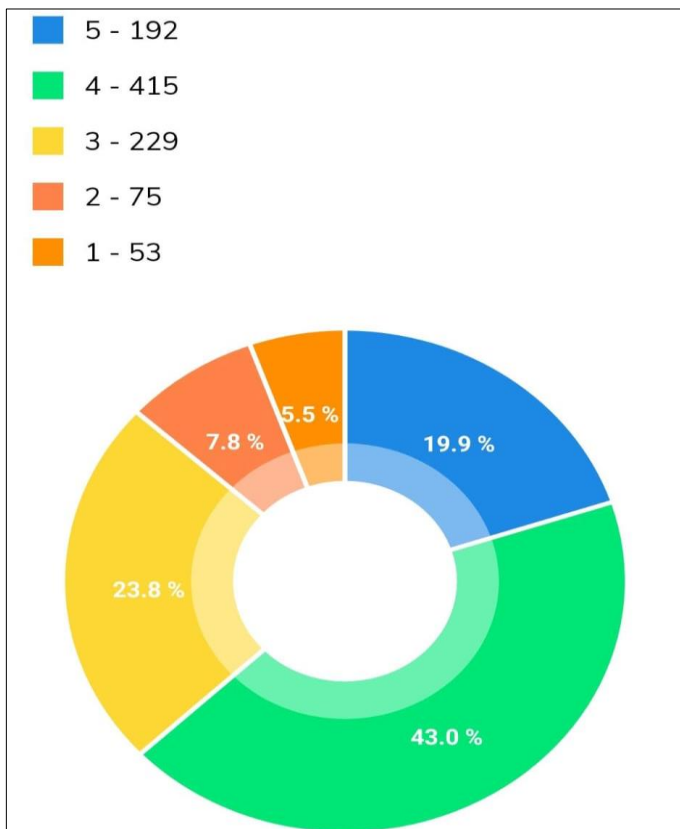
34.5% students responded that performance in assignments are discussed 'Everytime', 31.4% said that their performance is 'Usually' discussed with them. 19.7% students belong to a group who responded that performances in assignments are 'Occasionally' discussed by the teachers. 8.7% candidates reported that their performance is 'Rarely' discussed and another 5.6% students said their performance is 'Never' discussed.

Q7: The institute takes active interest in promoting internship, student exchange, field visit opportunities for students. (1-Never, 2-Rarely, 3-Sometimes, 4-Often,5-Regularly)



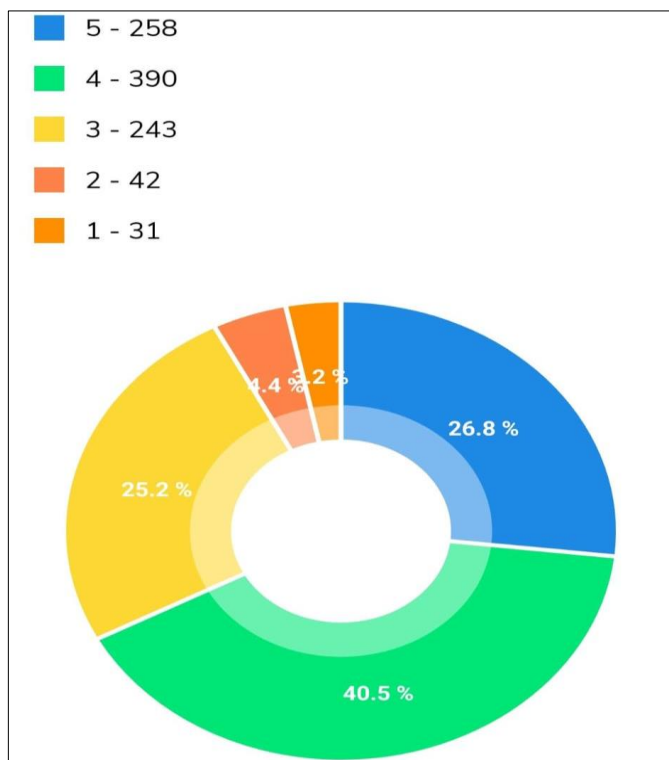
Out of 964 students, response of 29.1% students shows that the institute ‘Often’ takes active interest in promoting internship, student exchange, field visit opportunities for students. 28.2% students said that this initiative is taken ‘Sometimes’, another group containing around 24.5% students reported the institute ‘Regularly’ takes active interest in promoting such activities. 10% students responded that such kinds of activities are ‘Rarely’ promoted by the institute and the remaining 7.3% students said that the institute ‘Never’ promotes any such events or activities.

Q8: The teaching and mentoring process in your institution facilitates you in cognitive, social and emotional growth. (1-Not at all, 2-Marginally, 3-Moderately,4-Very well,5-Significantly)



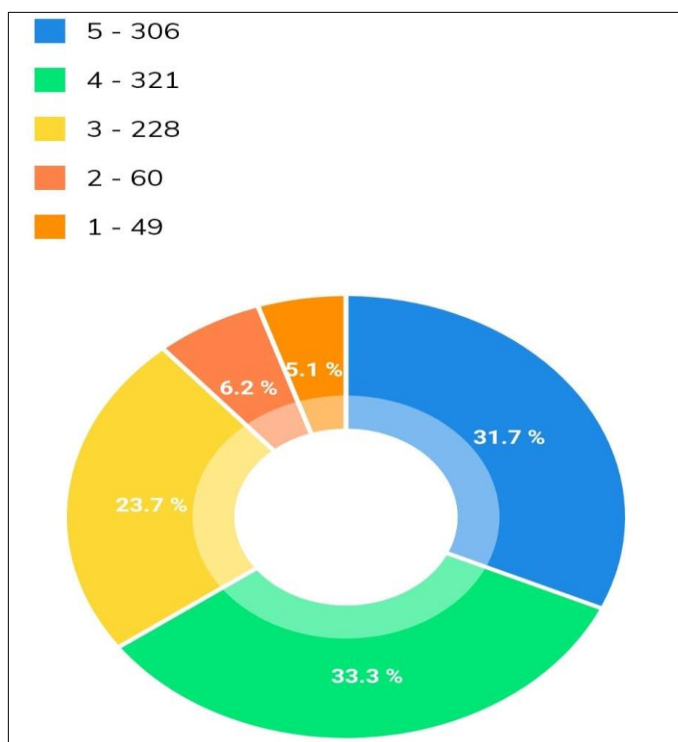
43% students agrees that the teaching and mentoring process in the institution facilitates them ‘Very well’ in cognitive, social and emotional growth, 23.8% candidates feel that the teaching and mentoring process ‘Marginally’ facilitates in such type of growth. 19.9% said it ‘Significantly’ facilitates them in cognitive, social and emotional growth. 7.8% students reported the teaching and mentoring process in institution ‘Marginally’ facilitates in such growths and the rest 5.5% students said that teaching and mentoring ‘Not at all’ facilitate them in cognitive, social and emotional growth.

Q9: The institution provides multiple opportunities to learn and grow. (1-Strongly Disagree, 2-Disagree, 3-Neutral, 4-Agree, 5-Strongly Agree)



40.5% students Agree that the institution provides multiple opportunities to learn and grow, 26.8% students ‘Strongly Agree’ on this opinion, 25.2% students gave neutral views in this regard, 4.4% students Disagree that the institution provides multiple opportunities to learn and grow, however, only 3.2% students ‘Strongly Disagree’ on this opinion.

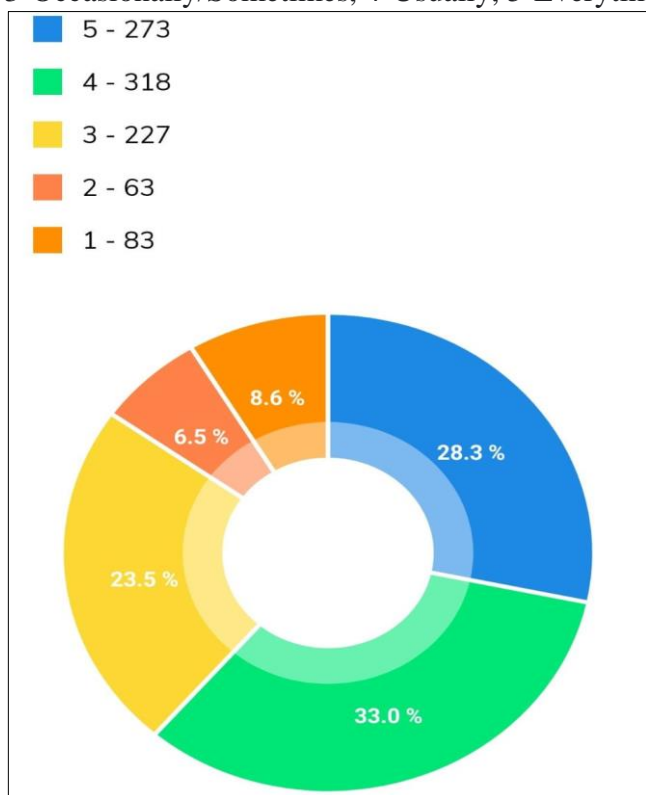
Q10: Teachers inform you about your expected competencies, course outcomes and programme outcomes. (1-Never, 2-Rarely, 3-Occasionally/Sometimes, 4-Usually, 5-Everytime)



According to 33.3% students teachers ‘Usually’ inform them about their expected competencies, course outcomes and programme outcomes. 31.7% students reported that teachers inform them about their expected competencies, course outcomes and programme outcomes. 23.7% students said that teachers Occasionally/Sometimes inform them about such outcomes. Teachers ‘Rarely’ and ‘Never’ inform about such outcomes according to 6.2% and 6.1% candidates respectively.

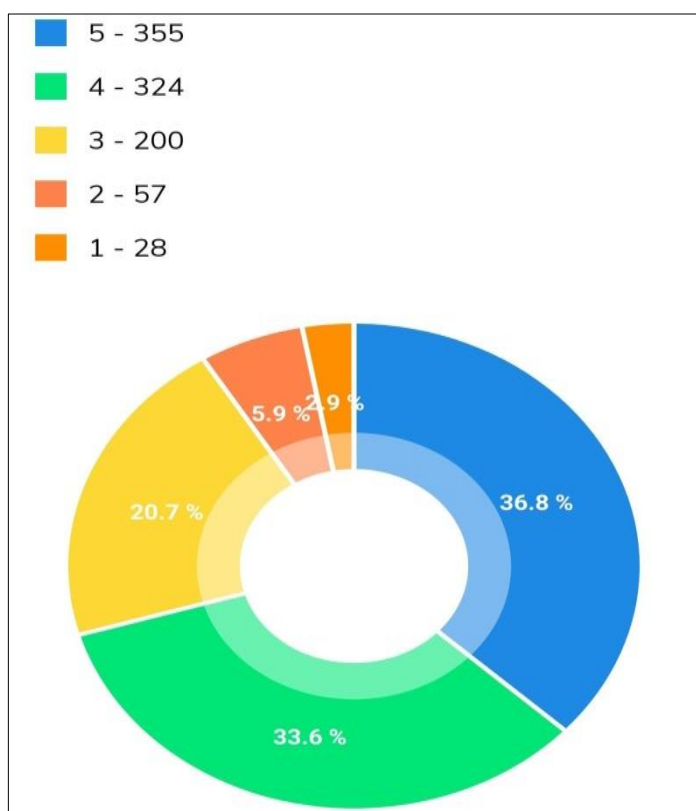
*Aghosh*  
Principal  
Prasanta Chandra Mahalanobis Mahavidyalaya  
111/3, B. T. Road, Kolkata-108

Q 11: Your mentor does a necessary follow-up with an assigned task to you. (1-I don't have mentor, 2-Rarely, 3-Occasionally/Sometimes, 4-Usually, 5-Everytime)



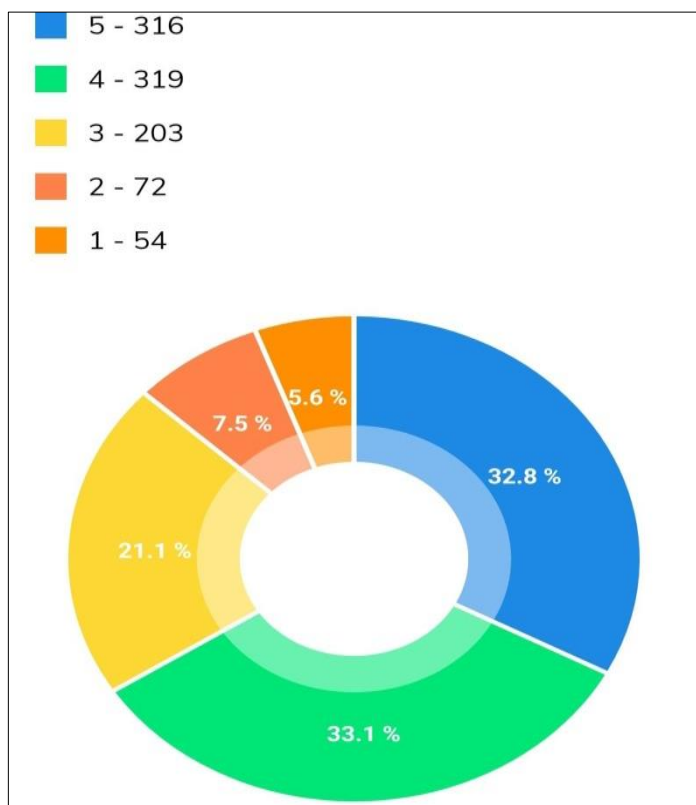
33.0% candidates said that mentor 'Usually' follow-up with an assigned task. 28.3% candidates reported that mentor does a necessary follow-up with an assigned task to you 'Everytime'. 23.5% students said that mentor 'Occasionally /Sometimes' follow-up with an assigned task. 8.6% students selected 'I don't have mentor' from the options provided to them. 6.5% reported that mentor 'rarely' does a necessary follow-up with an assigned task.

Q12: The teacher illustrates the concepts through examples and applications. (1-Never,2-Rarely,3-Occasionally/Sometimes,4-Usually, 5-Everytime)



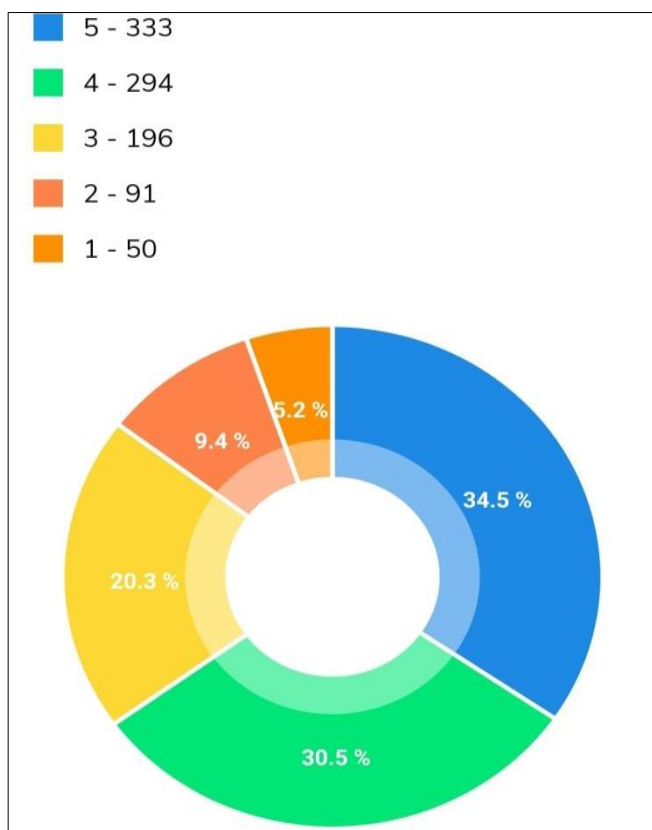
As per reports of 36.8% students the teacher 'Everytime' illustrates the concepts through examples and applications. 33.6% students said teacher 'Usually' illustrates the concepts through examples and applications. 20.7% candidates reported that teacher 'Occasionally/Sometimes' illustrates the concepts in this manner. 5.9% candidates said teacher 'Rarely' illustrates the concepts through examples and applications and the remaining 2.9% students reported that the teachers 'Never' illustrates the concepts in this manner.

Q13: The teachers identify your strengths and encourage you with providing right level of challenges. (1-Unable,2-Slightly,3-Partially,4-Reasonably,5-Fully)



33.1% students 'Reasonably' agree that teachers identify their strengths and encourage them with providing right level of challenges. 32.8% 'Fully' agree with the given statement. 21.1% students 'Partially' support the statement whereas only 7.5% students are 'Slightly' in favor of the statement. The remaining 5.6% candidates reported that teachers are 'Unable' to identify their strengths and encourage them with providing right level of challenges.

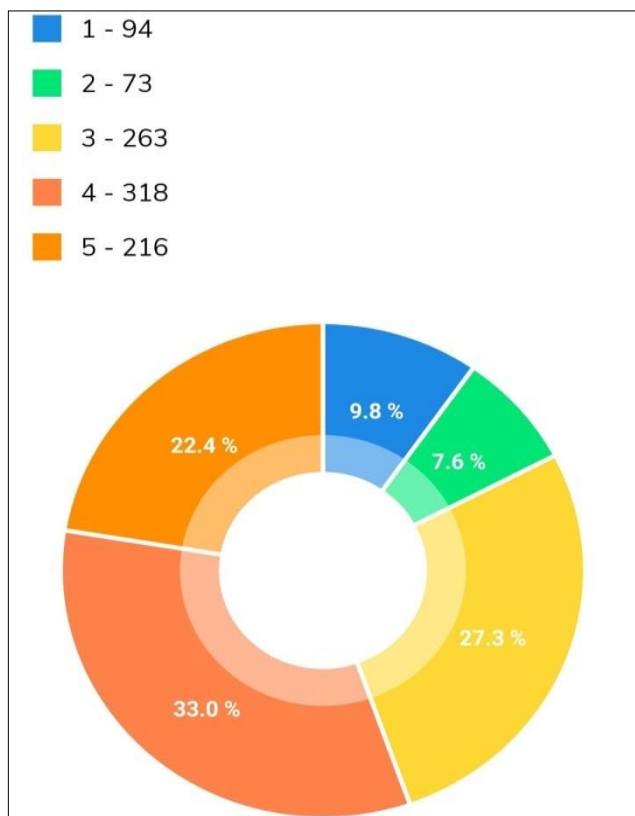
Q14: Teachers are able to identify your weakness and help you to overcome them. (1-Never,2-Rarely,3-Occasionally/Sometimes,4-Usually,5-Everytime)



34.5% candidates said that teachers are able to identify their weakness and help to overcome them 'Everytime'. 30.5% students reported that Teachers 'Usually' identify their weakness and help to overcome them. 20.3% students said that Teachers 'Occasionally/Sometimes' identify their weakness and help to overcome them. 9.4% students said the teachers 'Rarely' do so and the remaining 6.2% said that Teachers 'Never' identify their weakness and help to overcome them.

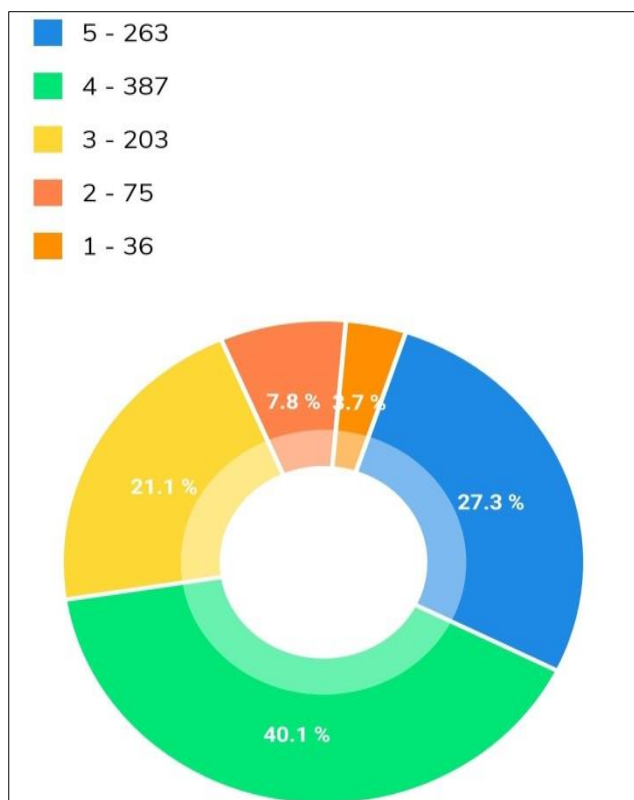
*Agshl*  
Principal  
Presenta Chandra Mahalanobis Mahavidyaaya  
111/3, B. T. Road, Kolkata-108

Q15: The institution makes effort to engage students in the monitoring, review and continuous quality improvement of the teaching learning process. (1-Strongly Disagree,2-Disagree,3-Neutral,4-Agree,5-Strongly Agree)



33% candidates 'Agree' that the institution makes effort to engage students in the monitoring, review and continuous quality improvement of the teaching learning process. 27.3% gave 'Neutral' opinion regarding the statement. 22.4% students 'Strongly Agree' that institution makes effort in such kind of process. The remaining 9.8% and 7.6% students 'Strongly Disagree' and 'Disagree' that the institution makes effort to engage students in the monitoring, review and continuous quality improvement of the teaching learning process, respectively.

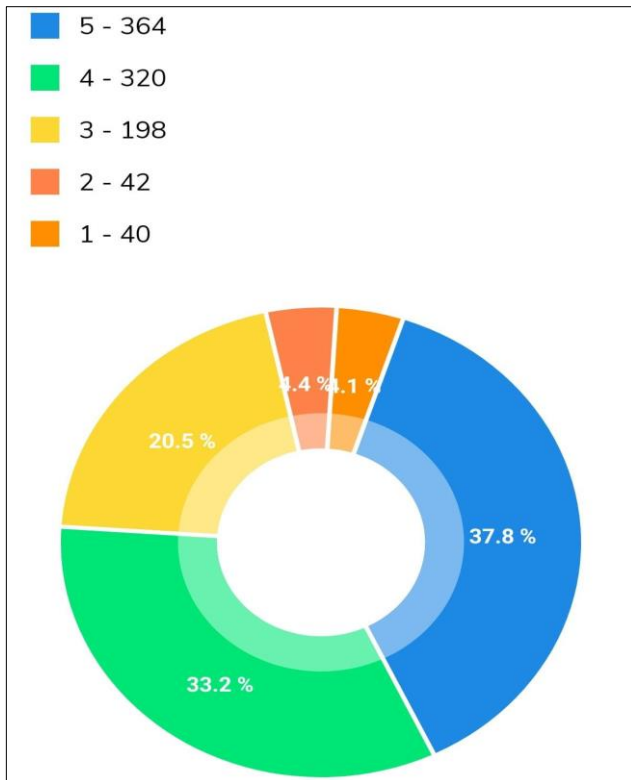
Q16: The institute/ teachers use student centric methods such as experiential learning, participative learning and problem solving methodologies for enhancing learning experiences. (1-Not at all, 2-Very Little,3-Somewhat,4-Moderate,5-To a great extend)



40.1% students said that the institute/ teachers use student centric methods such as experiential learning, participative learning and problem solving methodologies for enhancing learning experiences in a 'Moderate' way. As per reports of 27.3% students the institute/ teachers use student centric methods 'To a great extend' for enhancing learning experiences. 21.1% candidates reported that institute/ teachers 'Somewhat' use such methods for enhancing learning experiences. 7.8% students feel that institute/ teachers use student centric methods to 'Very little' extend and the remaining 3.7% candidates said institute/ teachers 'Not at all' practices such methodologies.

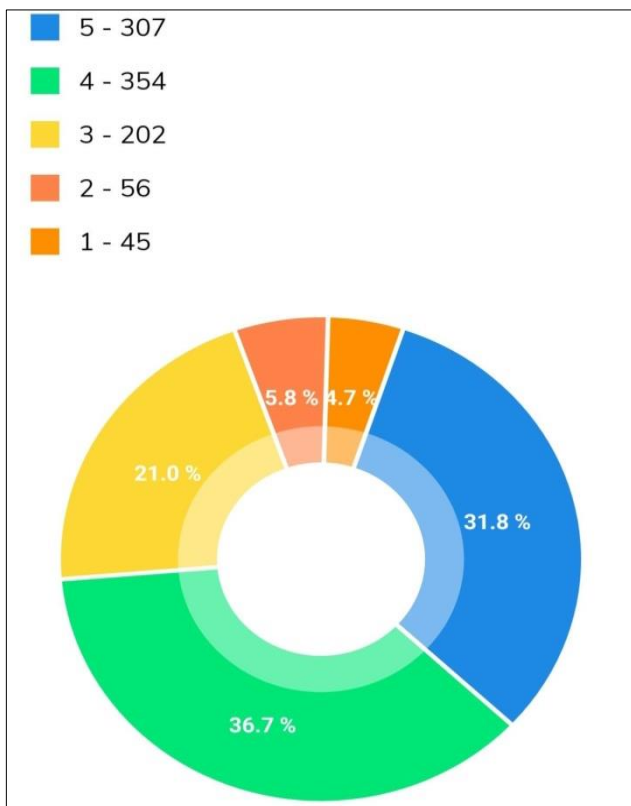
Q17: Teacher encourage you to participate in extra co-curricular activities.(1-Strongly Disagree,2-Disagree,3-Neutral,4-Agree,5-Strongly Agree)





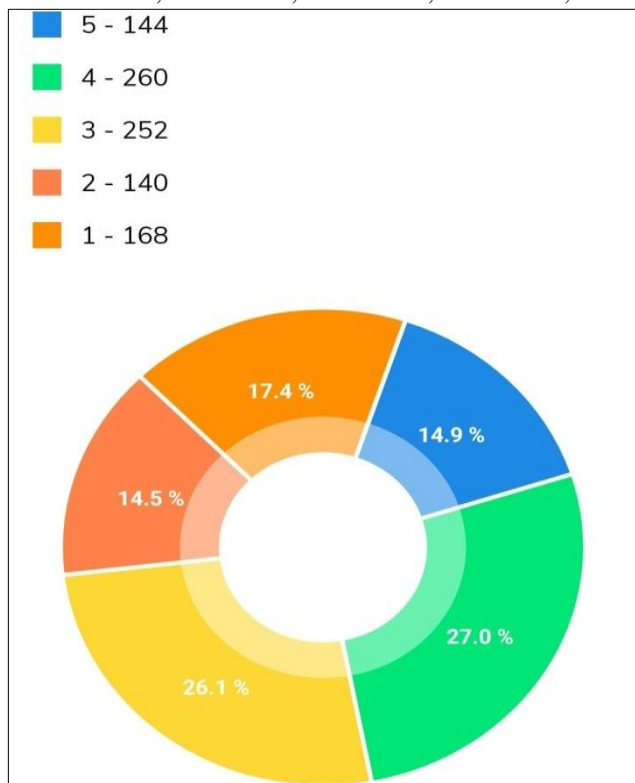
37.8% students ‘Strongly Agree’ that teacher encourages them to participate in extra co-curricular activities, 33.2% ‘Agree’ to the given statement. 20.5% candidates gave ‘Neutral’ opinion about the statement. 4.4% ‘Disagree’ that teacher encourages them to participate in extra co-curricular activities and 4.1% ‘Strongly Agree’ to the given statement.

Q18: Efforts are made by the teachers/ institute to inculcate soft skills, life skills and employability skills to make you prepare for the world of work. (1-Not at all, 2-Very Little, 3-Somewhat,4-Moderate,5-To a great extend)



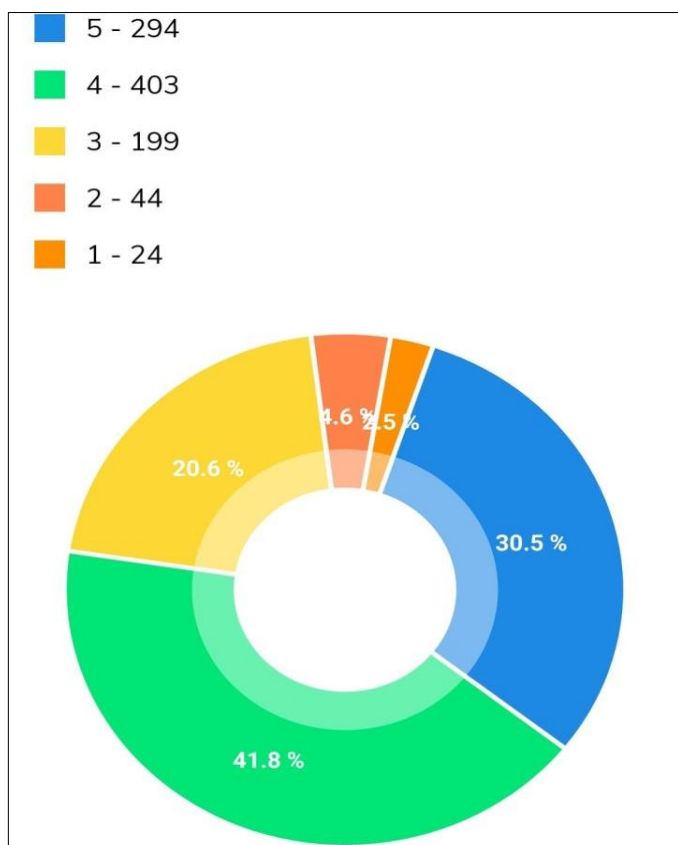
36.7% candidates said efforts are made by the teachers/ institute to inculcate soft skills, life skills and employability skills to make them prepare for the world of work in a ‘Moderate’ way. 31.8% students reported that the teachers/ institute make such efforts ‘To a great extend’. 21.0% students chose the option ‘Somewhat’ for the given statement. 5.8% said ‘Very Little’ efforts are made by the teachers/ institute to inculcate such skills. 4.7% students reported the teachers/ institute ‘Not at all’ inculcate soft skills, life skills and employability skills to make them prepare for the world of work

Q19: What percentage of teachers use ICT tools such as LCD projector, Multimedia, etc. while teaching. (1- Below 29%,2-30-49%,3-50-69%,4-70-89%,5-Above 90%)



260 students said 70-89% teachers use ICT tools such as LCD projector, Multimedia, etc. while teaching. 252 candidates said 50-69% use ICT tools while teaching. 168 candidates reported 'Below 29%' teachers use ICT tools while teaching. 144 students reported that 'Above 90%' teachers use tools such as LCD projector, Multimedia, etc. while teaching and the remaining 140 students said 30-49% teachers use ICT tools such as LCD projector, Multimedia, etc. while teaching.

Q20: The overall quality of teaching- learning process in your institute is very good.(1-Strongly Disagree, 2-Disagree, 3-Neutral ,4-Agree ,5-Strongly Agree.



41.8% students 'Agree' that the overall quality of teaching- learning process in institute is very good, 30.5% students 'Strongly agree' to the statement. 20.6% candidates gave 'Neutral' opinion regarding the given statement. 4.6 % students 'Disagree' that the overall quality of teaching-learning process in institute is very good and the remaining 2.5% students 'Strongly Disagree' with the statement.

*A Ghosh*  
Principal  
Prasanta Chandra Mahalanobis Mahavidyaaya  
111/3, B. T. Road, Kolkata-108